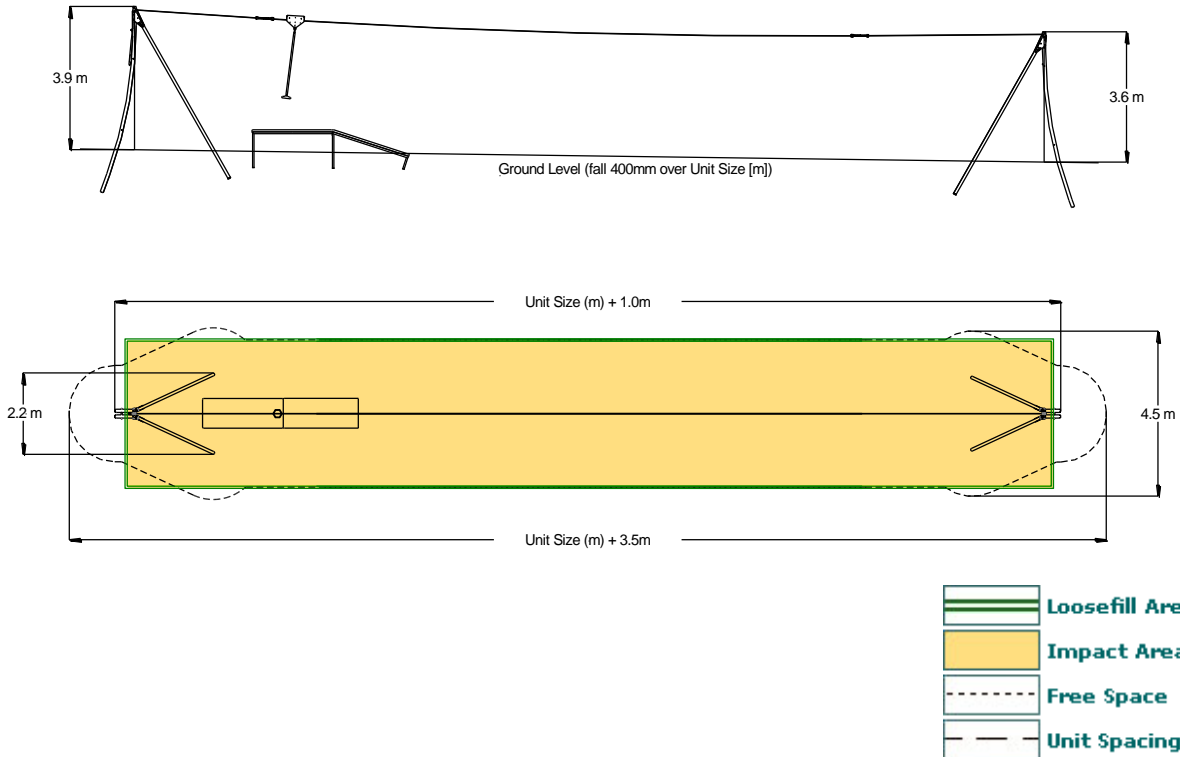

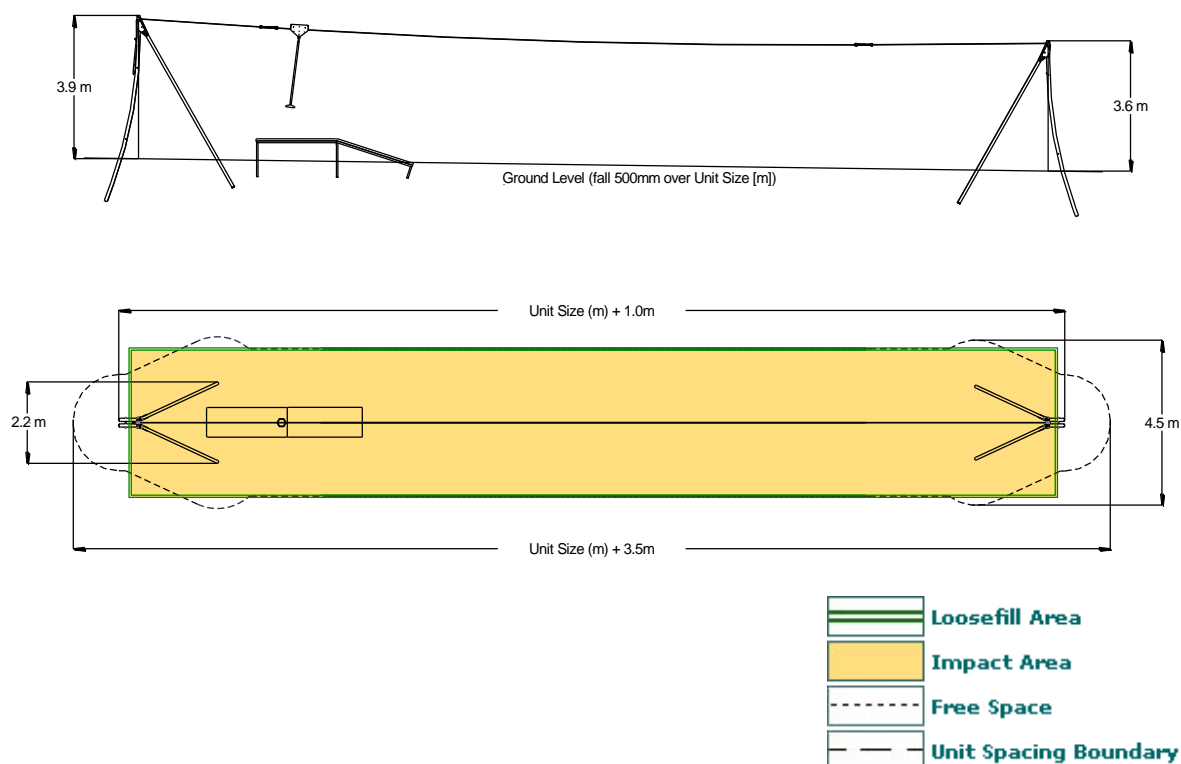


City Aerial Runway (23m - 25m)



Technical Information			
Unit Size	23m	24m	25m
Equipment Dimensions			
Length / Width / Height	24m x 2.2m x 3.9m	25m x 2.2m x 3.9m	26m x 2.2m x 3.9m
Surfacing and Area Required			
Minimum Space Required L/W/H	26.5m x 4.5m x 5.4m	27.5m x 4.5m x 5.4m	28.5m x 4.5m x 5.4m
Required Gradient of Ground	Fall 400mm +/- 200 over Unit Size (m)		
Free Height of Fall	1.5m		
Impact Area	n/a		
Loosefill (Bark / Cushionfall / Sand) at 250mm	24m ³	25m ³	26m ³
Grasslok Tiles	103.5m ²	108m ²	112.5m ²
Installation Information			
Overall Weight	490kg	490kg	491kg
Heaviest Part	77kg		
Largest Part	2.2m x 0.8m x 0.1m		
Longest Part	5.3m x 0.4m x 0.1m		
Concrete Required	3.2m ³		
 KITEMARKED TO BS EN 1176			

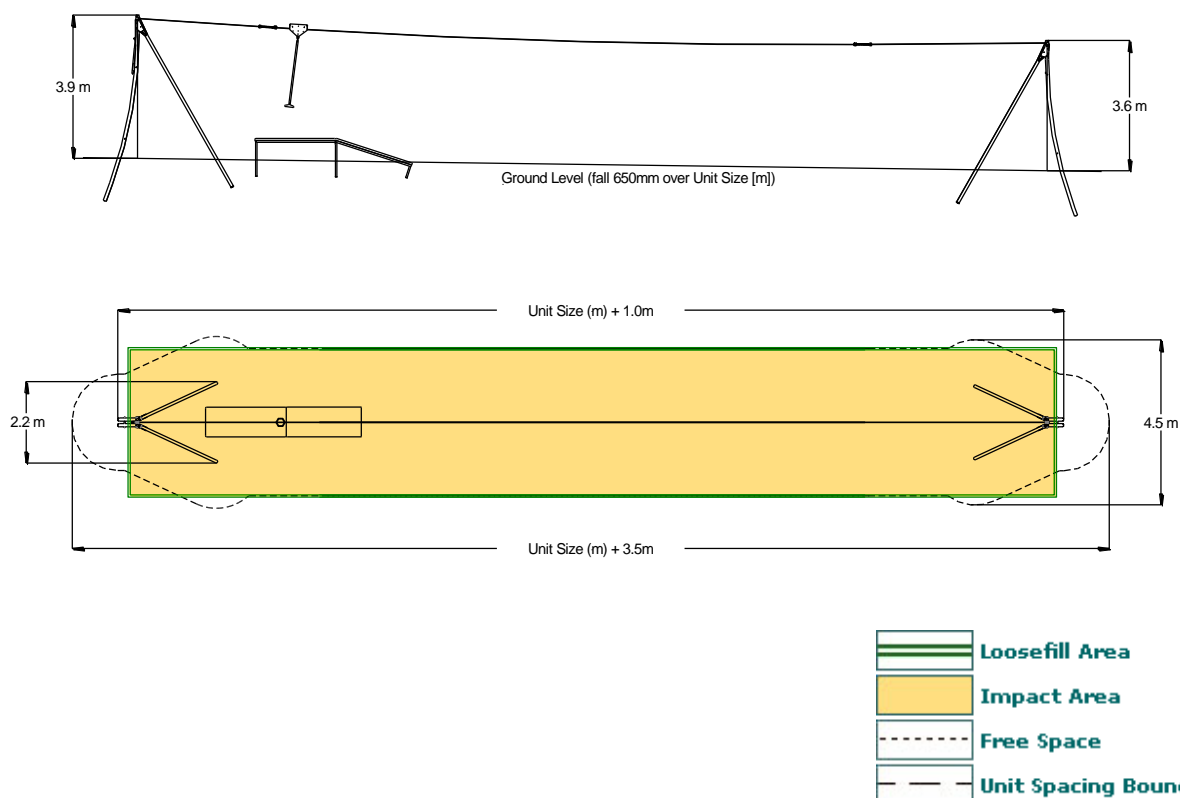
City Aerial Runway (26m - 30m)



Technical Information					
Unit Size	26m	27m	28m	29m	30m
Equipment Dimensions					
Length / Width / Height	27m x 2.2m x 3.9m	28m x 2.2m x 3.9m	29m x 2.2m x 3.9m	30m x 2.2m x 3.9m	31m x 2.2m x 3.9m
Surfacing and Area Required					
Minimum Space Required L/W/H	29.5m x 4.5m x 5.4m	30.5 m x 4.5m x 5.4m	31.5m x 4.5m x 5.4m	32.5m x 4.5m x 5.4m	33.5m x 4.5m x 5.4m
Required Gradient of Ground	Fall 500mm +/- 200 over Unit Size (m)				
Free Height of Fall	1.5m				
Impact Area	n/a				
Loosefill (Bark / Cushionfall / Sand) at 250mm	27m ³	28m ³	29m ³	30m ³	31m ³
Grasslok Tiles	117m ²	121.5m ²	126m ²	130.5m ²	135m ²
Installation Information					
Overall Weight	492kg	492kg	493kg	493kg	494kg
Heaviest Part	77kg				
Largest Part	2.2m x 0.8m x 0.1m				
Longest Part	5.3m x 0.8m x 0.1m				
Concrete Required	3.2m ³				

KITEMARKED TO BS EN 1176

City Aerial Runway (35m/40m)



Technical Information		
Unit Size	35m	40m
Equipment Dimensions		
Length / Width / Height	36m x 2.2m x 3.9m	41m x 2.2m x 3.9m
Surfacing and Area Required		
Minimum Space Required L/W/H	38.5m x 4.5m x 5.4m	43.5m x 4.5m x 5.4m
Required Gradient of Ground	Fall 650mm +/- 200 over Unit Size (m)	
Free Height of Fall	1.5m	
Impact Area	n/a	
Loosefill (Bark / Cushionfall / Sand) at 250mm	36m ³	41m ³
Grasslok Tiles	157.5m ²	180m ²
Installation Information		
Overall Weight	496kg	500kg
Heaviest Part	77kg	
Largest Part	2.2m x 0.8m x 0.1m	
Longest Part	5.3m x 0.4 x 0.1m	
Concrete Required	3.2m ³	
KITEMARKED TO BS EN 1176		