

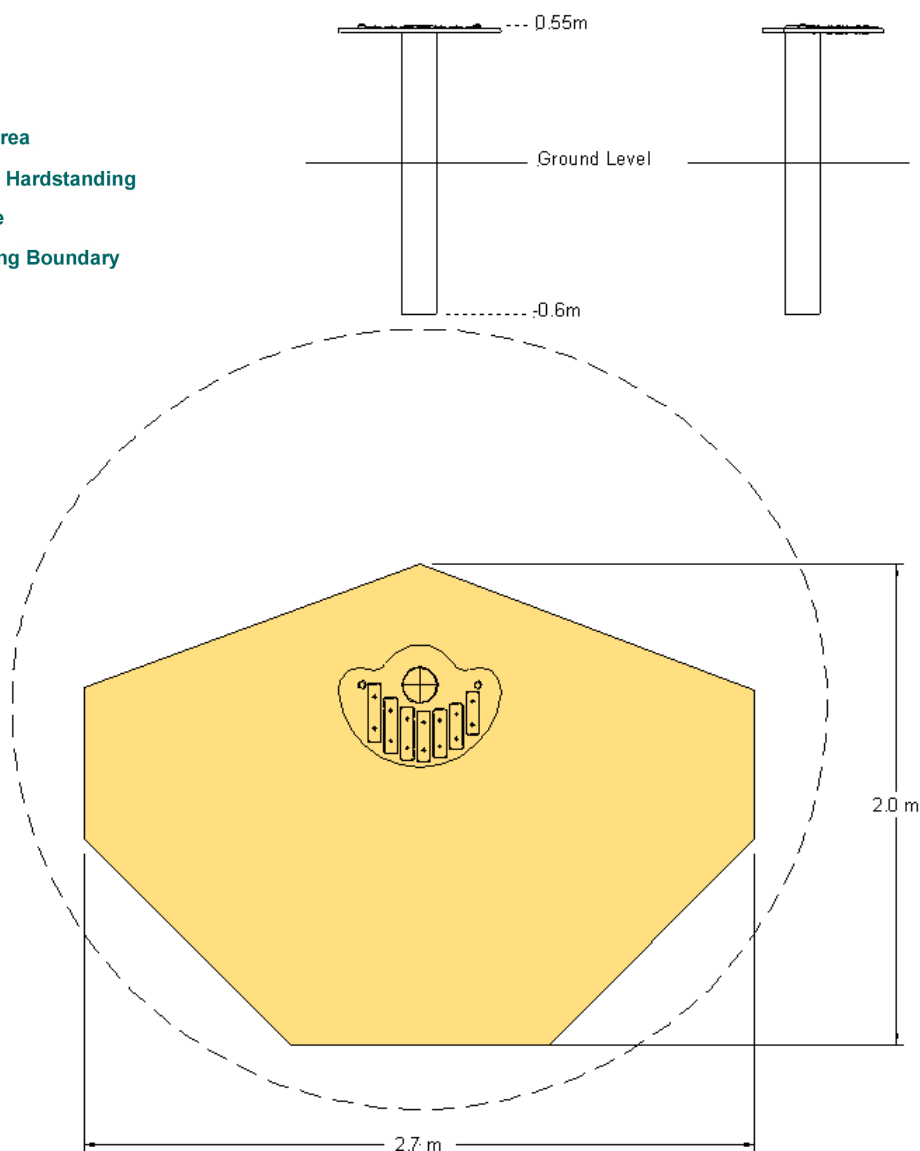


Xylo-Chimes

-  Loosefill Area
-  Suggested Hardstanding
-  Free Space
-  Unit Spacing Boundary



Technical Information

Equipment Dimensions

Length / Width / Height **0.7m x 0.6m x 0.6m**

Surfacing and Area Required

Minimum Space Required L/W/H **2.7m x 2.0m x 2.4m**

Max Gradient Of Ground **1:30**

Free Height Of Fall **n/a**

Suggested Hardstanding **3.8m²**

Loosefill at 150mm **n/a**

Bark / Cushionfall / Sand **n/a**

Grasslok Tiles **n/a**

Installation Information

Overall Weight **22kg**

Heaviest Part **14kg**

Largest Part **1.2x0.14m**

Longest Part **1.2m**

Concrete Required **0.05m³**