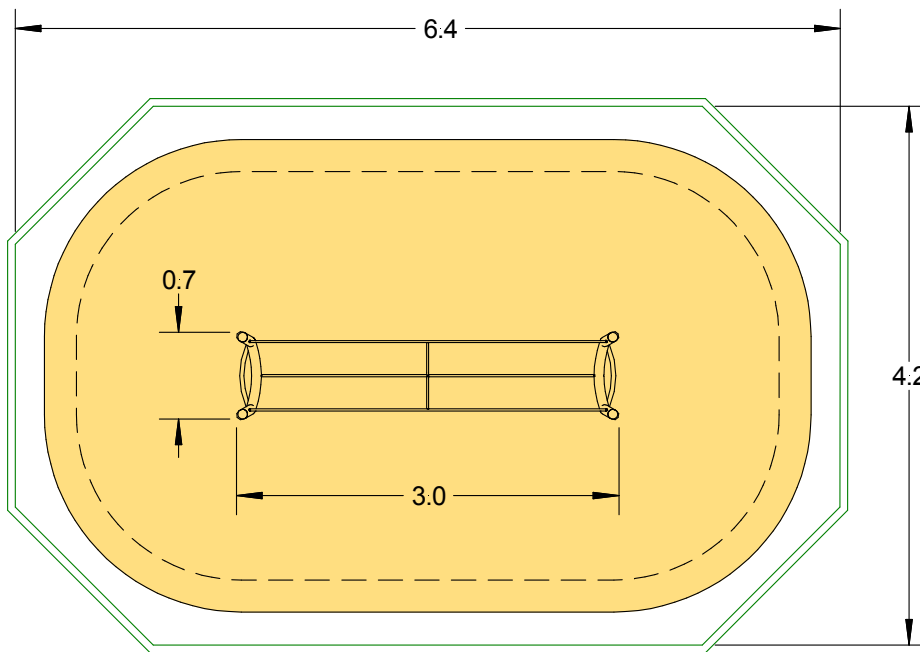
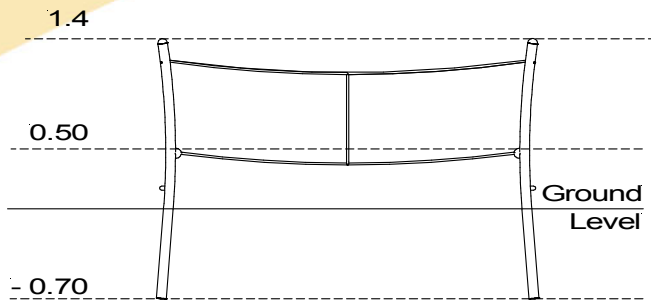



City Adventure Trail – Burma Bridge



Technical Information	
Equipment Dimensions	
Length / Width / Height	3.0m x 0.7m x 1.4m
Surfacing and Area Required	
Minimum Space Required L/W/H	6.4m x 4.2m x 2.8m
Max Gradient of Ground	1:20
Free Height of Fall	500mm
Impact Area	20.05m ²
Loosefill at 150mm	4m ³
Bark / Cushionfall / Sand	
Grasslok Tiles	n/a
Installation Information	
Overall Weight	54kg
Heaviest Part	11kg
Largest Part	2.0m
Longest Part	2.0m
Concrete Required	0.432m ³
 KITEMARKED TO BS EN 1176	